



# Internet Filtering as a Cloud Solution

Based on the Entensys URL Filtering technology; includes a categorized database of 500 million URLs.

**entensys**

## WHY USE WEBSITE FILTERING?

- Block infected and other dangerous websites
- Control non-target Internet use in an office
- Block pornography and other resources prohibited for children's use
- Use the necessary technical devices to block extremist materials and other illegal resources
- Prohibit access to dangerous websites to reduce the chances of computers becoming infected via Internet and being used for spam distribution
- Analyze and monitor Internet use

## EXAMPLES OF SERVICE USE

### OFFICE INTERNET SECURITY

Filtering of dangerous websites and other resources not related to work – for office use

### INTERNET FOR EDUCATIONAL INSTITUTIONS

Filtering of dangerous websites, pornography and resources promoting violence – as service provided for schools, colleges, etc.

### SECURE DNS-SERVER FOR PROVIDERS

Providers may offer filtering services to their users by readdressing DNS requests to a “cloud.”

## ADVANTAGES OF CLOUD FILTERING

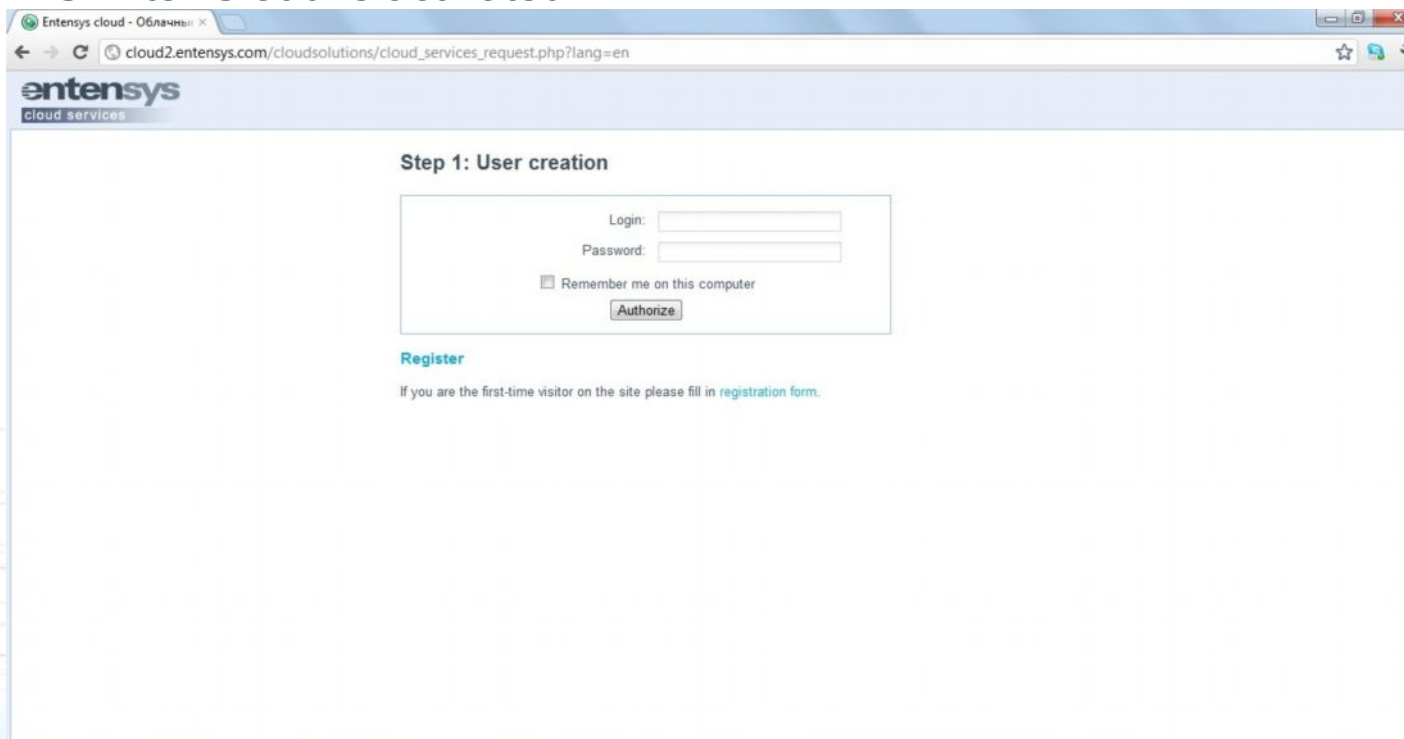
- Client software requires no installation, setting or updates
- Protection of all the computers in a home network
- Option of monthly payments

Even if some advanced user finds a way to access a prohibited website, the DNS-filtering technology can greatly limit systematic visits to dangerous websites. One would need much qualification and time to bypass the protection.

The modern society can hardly be imagined without a developed infrastructure.  
Our company is in for pure tap water, energy security of community mains,  
and a **safe Internet channel.**

## ENABLING AND ADMINISTRATING THE SOLUTION

**Step 1:** visit <http://cloud2.entensys.com/cs/> and register to Entensys Cloud Services. Following the registration, a 30-day free trial version of the GateWall DNS Filter Cloud is activated.



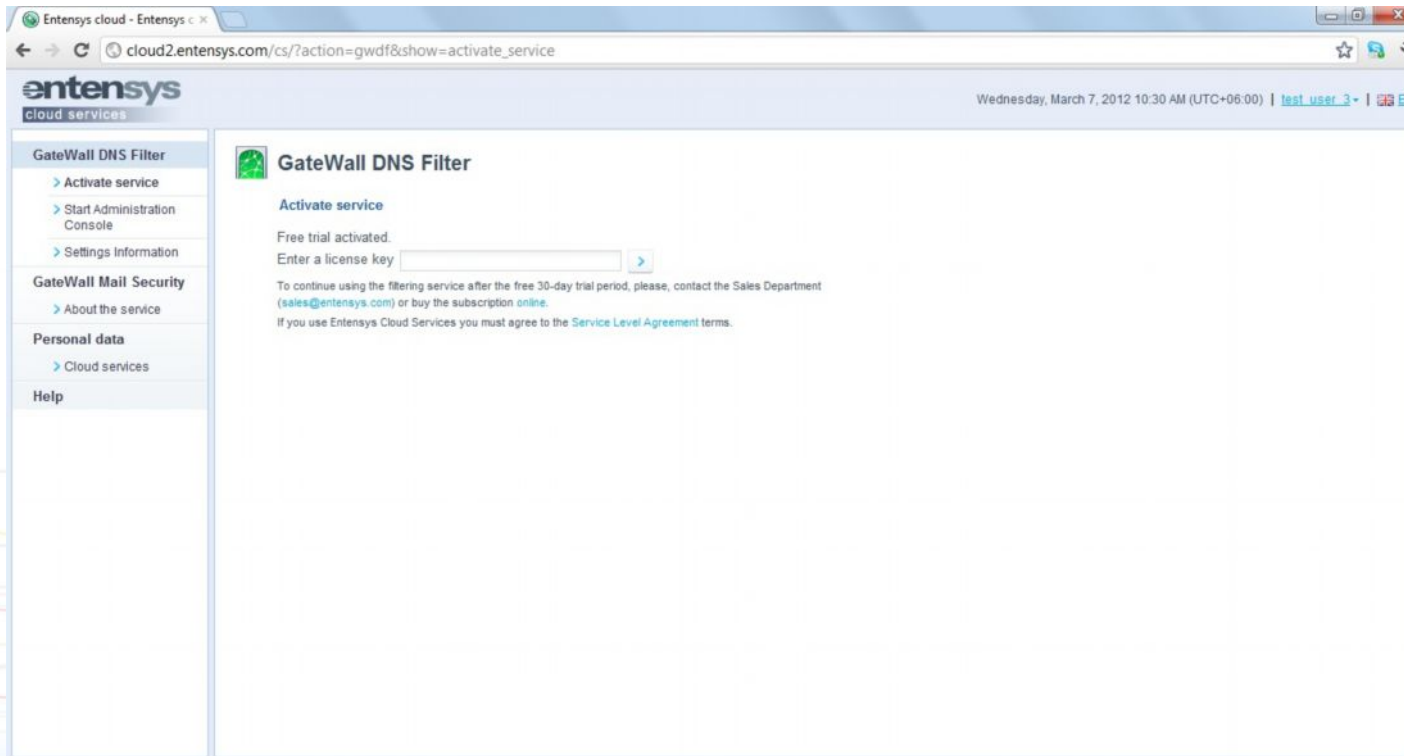
The screenshot shows a web browser window with the URL [cloud2.entensys.com/cloudsolutions/cloud\\_services\\_request.php?lang=en](http://cloud2.entensys.com/cloudsolutions/cloud_services_request.php?lang=en). The page title is "Entensys cloud - Облачные" and the page content includes the Entensys logo and the text "cloud services". The main heading is "Step 1: User creation". Below this heading is a registration form with the following fields and options:

- Login:
- Password:
- Remember me on this computer
- 

Below the form, there is a "Register" link and a note: "If you are the first-time visitor on the site please fill in [registration form](#)."

## ENABLING AND ADMINISTRATING THE SOLUTION

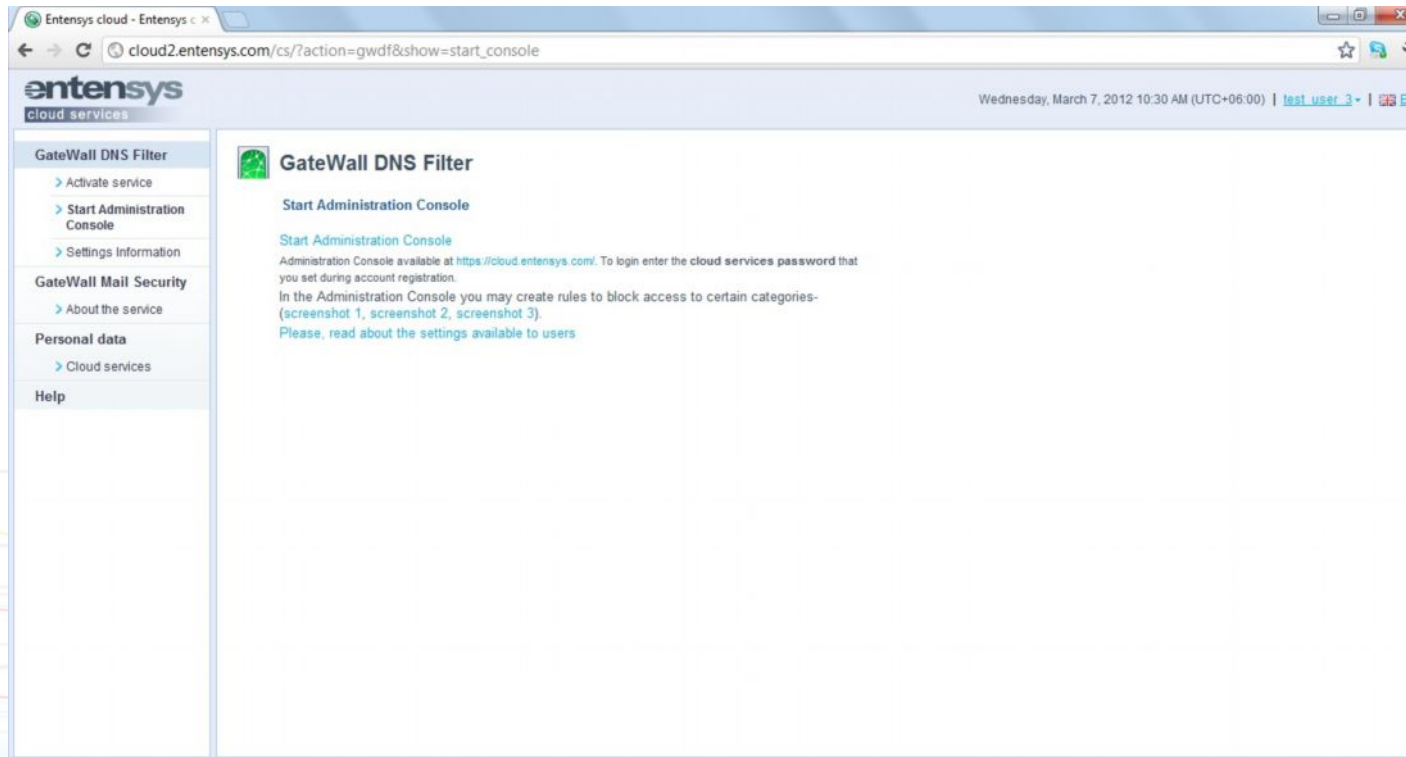
**Step 2:** Activate purchased license from Cloud Services control center  
(<http://cloud2.entensys.com/cs/> )



The screenshot shows a web browser window with the URL `cloud2.entensys.com/cs/?action=gwdf&show=activate_service`. The page title is "entensys cloud services". The left sidebar contains a navigation menu with the following items: "GateWall DNS Filter" (with sub-items "Activate service", "Start Administration Console", and "Settings Information"), "GateWall Mail Security" (with sub-item "About the service"), "Personal data" (with sub-item "Cloud services"), and "Help". The main content area is titled "GateWall DNS Filter" and contains the following text: "Activate service", "Free trial activated.", "Enter a license key" (with an input field and a right-pointing arrow button), "To continue using the filtering service after the free 30-day trial period, please, contact the Sales Department ([sales@entensys.com](mailto:sales@entensys.com)) or buy the subscription [online](#).", and "If you use Entensys Cloud Services you must agree to the [Service Level Agreement terms](#)." The browser's address bar shows the URL, and the top right corner of the page displays the date and time: "Wednesday, March 7, 2012 10:30 AM (UTC+06:00) | test\_user\_3 | EN".

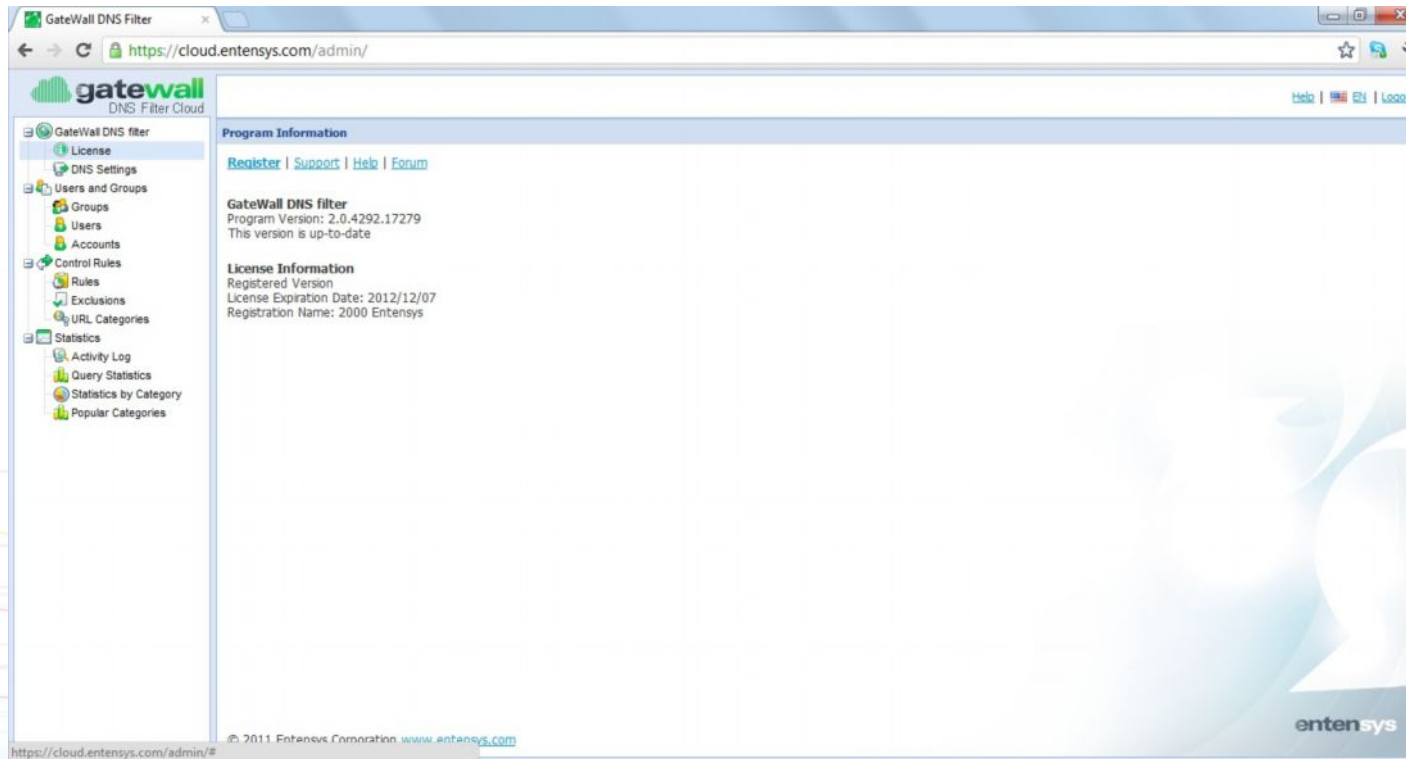
## ENABLING AND ADMINISTRATING THE SOLUTION

**Step 3:** Start GateWall DNS Filter Administration Console from control center or <https://cloud.entensys.com>



## ENABLING AND ADMINISTRATING THE SOLUTION

### Step 4: Manage Users, Groups, Rules and Categories from Administration Console

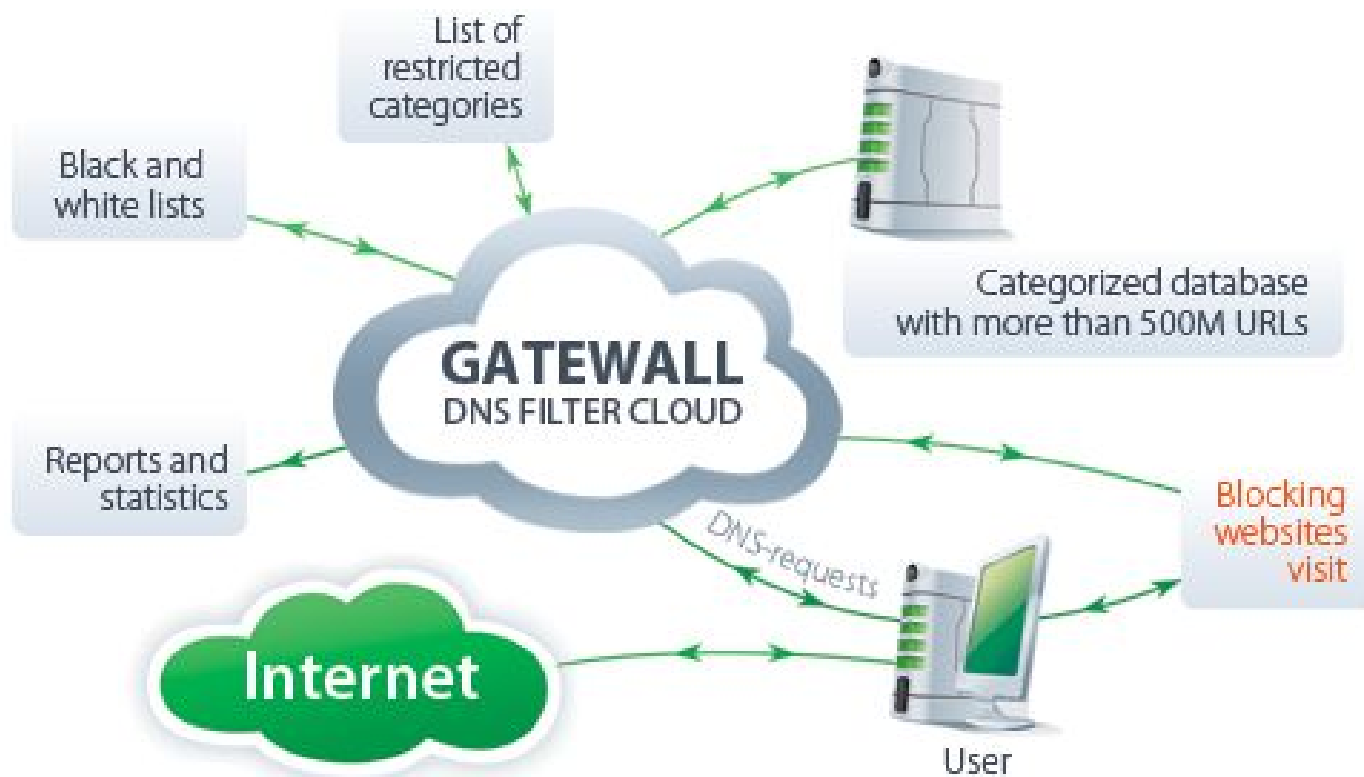


The screenshot shows the GateWall DNS Filter administration console in a web browser. The browser address bar displays <https://cloud.entensys.com/admin/>. The console interface includes a sidebar menu on the left with the following items: GateWall DNS filter, License, DNS Settings, Users and Groups (with sub-items: Groups, Users, Accounts), Control Rules (with sub-items: Rules, Exclusions, URL Categories), and Statistics (with sub-items: Activity Log, Query Statistics, Statistics by Category, Popular Categories). The main content area is titled "Program Information" and contains the following details:

- Program Information**
  - [Register](#) | [Support](#) | [Help](#) | [Forum](#)
  - GateWall DNS filter**
  - Program Version: 2.0.4292.17279
  - This version is up-to-date
- License Information**
  - Registered Version
  - License Expiration Date: 2012/12/07
  - Registration Name: 2000 Entensys

The footer of the console displays "© 2011 Entensys Corporation. [www.entensys.com](http://www.entensys.com)". The "entensys" logo is visible in the bottom right corner of the console window.

## HOW DOES IT WORK?





## HOW IS THE SERVICE ORGANIZED?

- GateWall DNS Filter is launched on a 5-node Heartbeat cluster on the Amazon Web Services platform;
- Service is 99.99% reliable;
- The platform ensures virtually unlimited performance capacity, and new resources can be provided within several seconds, if necessary.



## LICENSING

- The cost of solution depends on the number of service users
- Depending on the number of users a monthly license costs from 0,27 to 0,9 USD per user
- Users may extend their cloud service subscription every month or make an advance payment for a longer term.

## WHY GATEWALL DNS FILTER?

- Entensys has been developing systems related to website filtering since 2008.
- GateWall DNS Filter uses one of the largest categorized databases with about 500 million URLs.
- Data from more than 100,000 websites is updated daily.
- Entensys technologies are specifically tailored to the Russian Internet.
- The product allows blocking not only infected websites and dangerous resources, but also may other website categories.
- GateWall DNS Filter is already being used by large- and medium-sized Internet providers. For example, one of the Europe major providers with 50M+ customer base has used GateWall DNS Filter since February 2011.

# ENTENSYS COMPANY

- Founded in 2001
- Offices in Moscow, Novosibirsk, Leipzig (Germany)
- Staff: more than 40 employees

## STRATEGIC PARTNERS



**Kaspersky Lab**  
*Russia*



**Panda Security**  
*Spain*



**BrightCloud**  
*USA*



**Commtouch**  
*Israel*

**entensys**